

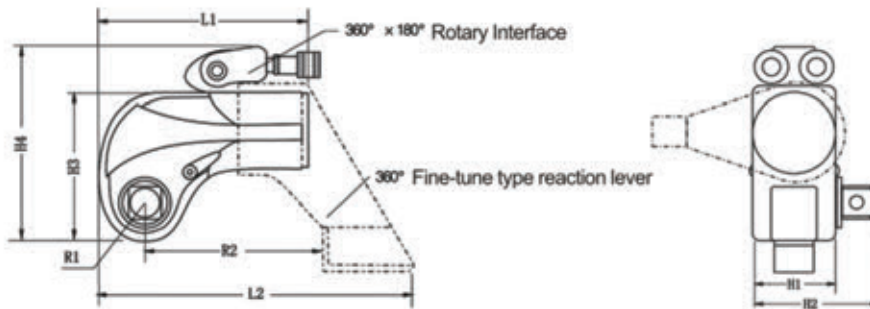
# ESW-SERIES

## ESW-SERIES HYDRAULIC TORQUE WRENCH



### ► Features

- ◆ Accuracy within  $\pm 3\%$
- ◆ 8 models with a range from 189 to 48670 Nm
- ◆ Covers the majority of bolt sizes
- ◆ Square drive operation
- ◆ 360° adjustable reaction arm
- ◆ Heat treated
- ◆ Lifetime warranty

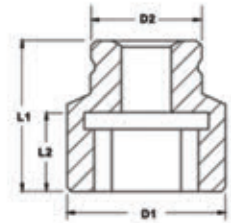


SERIES	SQUARE DRIVE	TENSION RANGE	BOLTS RANGE	WEIGHT	L1	L2	H1	H2	H3	H4	R1	R2
		N • m	M	Kg	mm	mm	mm	mm	mm	mm	mm	mm
ESW-1	3/4"	189-1897	16-36	2	130	182	50	72	99	144	26	99
ESW-3	1	450-4510	22-48	4	166	241	68	95	130	176	34	134
ESW-5	1-1/2"	737-7368	27-56	7	198	281	80	123	155	198	39	152
ESW-8	1-1/2"	1078-10784	30-64	9.1	213	308	90	130	171	216	47	171
ESW-10	1-1/2"	1550-15503	36-72	13.1	231	336	100	141	187	230	51	174
ESW-20	2-1/2"	2666-26658	42-90	25	295	443	120	182	228	268	59	250
ESW-25	2-1/2"	3472-34724	48-100	31	314	464	137	200	255	295	67	251
ESW-35	2-1/2"	4867-48670	64-120	45	355	489	153	217	290	330	79	271

# ESW-SERIES



- ◆ Made of high quality chromium alloy material
- ◆ Heat treated for long life



model	Wrench Model	Size	Bolt Model	Across side	L1	L2	D1	D2		
				mm	mm	mm	mm	mm		
ESWT-75024	ESW-1	3/4"	M16	24	54	32	40	40		
ESWT-75027			M18	27	54	32	42	42		
ESWT-75030			M20	30	54	33	46	44		
ESWT-75034			M22	34	54	32	48	44		
ESWT-75036			M24	36	57	32	53	44		
ESWT-75041			M27	41	58	33	60	44		
ESWT-75046			M30	46	63	38	66	44		
ESWT-75050			M33	50	65	40	71	44		
ESWT-75055			M36	55	70	45	77	54		
ESWT-10030			ESW-3	1"	M20	30	59	32	54	54
ESWT-10034	M22	34			59	32	58	58		
ESWT-10036	M24	36			62	32	59	59		
ESWT-10041	M27	41			65	38	67	54		
ESWT-10046	M30	46			65	38	74	54		
ESWT-10050	M33	50			70	43	79	60		
ESWT-10055	M36	55			80	52	84	60		
ESWT-10060	M39	60			85	57	89	60		
ESWT-10065	M42	65			85	58	98	70		
ESWT-10070	M45	70			90	62	104	70		
ESWT-10075	M48	75	95	65	108	70				
ESWT-15036	ESW-5	1-1/2"	M24	36	85	44	74	74		
ESWT-15041			M27	41	85	44	74	74		
ESWT-15046			M30	46	85	44	74	74		
ESWT-15050			M33	50	90	45	79	79		
ESWT-15055			M36	55	90	45	84	84		
ESWT-15060			M39	60	100	45	94	94		
ESWT-15065			M42	65	100	45	98	80		
ESWT-15070			M45	70	105	50	104	80		
ESWT-15075			M48	75	110	50	118	85		
ESWT-15080			ESW-8	1-1/2"	M52	80	115	55	118	90
ESWT-15085	M56	85			125	60	128	90		
ESWT-15090	M60	90			125	60	139	90		
ESWT-15095	ESW-10	1-1/2"	M64	95	130	65	139	90		
ESWT-15100			M68	100	135	70	144	90		
ESWT-15105			M72	105	135	70	149	90		
ESWT-15110			M76	110	135	70	158	90		
ESWT-15115			M80	115	135	70	159	90		
ESWT-15120			M85	120	135	70	168	95		
ESWT-15130			M90	130	155	93	189	95		
ESWT-25055			ESW-20	2-1/2"	M36	55	100	57	86	114
ESWT-25060					M39	60	100	52	119	119
ESWT-25065					M42	65	100	52	119	119
ESWT-25070	M45	70			120	67	128	128		
ESWT-25075	M48	75			120	67	128	128		
ESWT-25080	M52	80			130	71	128	128		
ESWT-25085	M56	85			130	71	129	129		
ESWT-25090	M60	90			140	73	139	139		
ESWT-25095	M64	95			140	73	139	139		
ESWT-25100	M68	100			140	81	148	130		
ESWT-25105	ESW-25	2-1/2"	M72	105	150	89	149	130		
ESWT-25110			M76	110	150	90	158	130		
ESWT-25115			M80	115	150	98	168	130		
ESWT-25120			M85	120	150	98	178	130		
ESWT-25130			M90	130	170	98	188	130		
ESWT-25135	ESW-35	2-1/2"	M95	135	170	114	198	130		
ESWT-25145			M100	145	170	122	210	152		
ESWT-25150			M105	150	190	140	216	152		
ESWT-25155			M110	155	190	140	229	152		
ESWT-25165			M115	165	190	140	241	152		

# EHW-SERIES

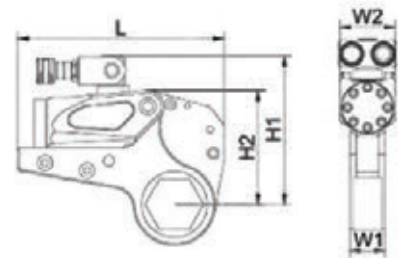


## EHW-SERIES HYDRAULIC TORQUE WRENCH

### ► Features

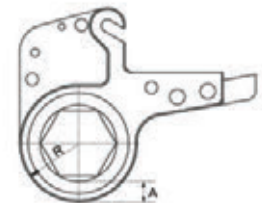
- ◆ Accuracy within ± 3%
- ◆ 5 models ranging from 228-44613Nm
- ◆ 360° swivel
- ◆ Usable with space limitations
- ◆ Better accuracy working direct on the nut
- ◆ Compact design
- ◆ Interchangeable working heads
- ◆ Large variation of sizes to fit most bolt heads

MODEL	TORQUE RANGE N.m	BOLT ACROSS SIDE	POWER UNIT	CASSETTE	L	H1	H2	W1	W2
		S	Kg	Kg	mm	mm	mm	mm	mm
EHW-2	228-2278	19-55	1	1.6	196.4	125.9	102.3	32	51
	243-2427	60	1	1.7	196.4	128.5	105	32	51
EHW-4	586-5862	34-65	2	4.4	245	177	135.7	42	66
	643-6437	70-80	2	4.6	246	187	145.7	42	66
EHW-8	1103-11981	41-95	3.3	8	300	207	169	53	83
	1181-11807	100-105	3.3	8.4	301	216	178	53	83
EHW-14	1560-15653	50-117	5.5	11.6	361	239	204	64	99
	4186-41867	110-155	11.4	29	430	303	272	85	131
EHW-30	4462-44613	160-175	11.4	30	441	315	285	85	131



BOLTS DIA.	ACROSS SIDE	EHWL-2		
		CASSETTE	R mm	A mm
12	19	EHWL-2-19	27	16
14	22	EHWL-2-22	27	14
18	27	EHWL-2-27	27	11
20	30	EHWL-2-30	29	12
	32	EHWL-2-32	29	11
22	34	EHWL-2-34	31	11
24	36	EHWL-2-36	31	10
27	41	EHWL-2-41	34	10
30	46	EHWL-2-46	37	11
33	50	EHWL-2-50	40	11
36	55	EHWL-2-55	43	11
39	60	EHWL-2-60	46	11

BOLTS DIA.	ACROSS SIDE	EHWL-4		
		CASSETTE	R mm	A mm
22	34	EHWL-4-34	38	16
24	36	EHWL-4-36	36	15
27	41	EHWL-4-41	39	15
30	46	EHWL-4-46	42	15
33	50	EHWL-4-50	44	15
36	55	EHWL-4-55	46	15
39	60	EHWL-4-60	50	14
42	65	EHWL-4-65	53	15
45	70	EHWL-4-70	56	15
48	75	EHWL-4-75	59	15
52	80	EHWL-4-80	61	15



BOLTS DIA.	ACROSS SIDE	EHWL-8		
		CASSETTE	R mm	A mm
27	41	EHWL-8-41	46	22
30	46	EHWL-8-46	46	19
33	50	EHWL-8-50	46	17
36	55	EHWL-8-55	50	18
39	60	EHWL-8-60	52	17
42	65	EHWL-8-65	55	17
45	70	EHWL-8-70	58	17
48	75	EHWL-8-75	60	17
52	80	EHWL-8-80	63	16
56	85	EHWL-8-85	66	16
60	90	EHWL-8-90	69	17
64	95	EHWL-8-95	71	16
68	100	EHWL-8-100	75	17
72	105	EHWL-8-105	78	17

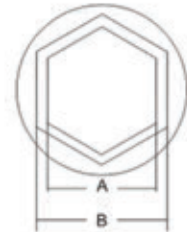
BOLTS DIA.	ACROSS SIDE	EHWL-14		
		CASSETTE	R mm	A mm
33	50	EHWL-14-50	60	31
36	55	EHWL-14-55	60	28
39	60	EHWL-14-60	60	25
42	65	EHWL-14-65	60	22
45	70	EHWL-14-70	60	19
48	75	EHWL-14-75	63	19
52	80	EHWL-14-80	66	19
56	85	EHWL-14-85	69	19
60	90	EHWL-14-90	72	20
64	95	EHWL-14-95	74	19
68	100	EHWL-14-100	77	19
72	105	EHWL-14-105	80	19
76	110	EHWL-14-110	83	19
80	115	EHWL-14-115	87	20
	117	EHWL-14-117	87	19

BOLTS DIA.	ACROSS SIDE	EHWL-30		
		CASSETTE	R mm	A mm
64	95	EHWL-30-95	83	28
68	100	EHWL-30-100	83	25
72	105	EHWL-30-115	89	28
76	110	EHWL-30-110	89	25
80	115	EHWL-30-115	95	28
	117	EHWL-30-117	95	27
85	120	EHWL-30-120	95	25
	125	EHWL-30-125	101	29
90	130	EHWL-30-130	101	26
95	135	EHWL-30-135	104	26
	140	EHWL-30-140	110	29
100	145	EHWL-30-145	110	26
105	150	EHWL-30-150	116	29
110	155	EHWL-30-155	116	26
	160	EHWL-30-160	128	36
115	165	EHWL-30-165	128	33
120	170	EHWL-30-170	128	30
	175	EHWL-30-175	128	27

# EHW-SERIES




- ◆ High grade steel is heat treated for additional strength
- ◆ Custom built to each customers specific requirements



Wrench Model	Cassette Model	Screw Size	Cassette reducer Specification						Lock Ring Model
			mm	Model	A/B mm	Model	A/B mm	Model	
EHW-2	EHWL-2-50	50	C25041	41/50	C25036	36/50	C25032	32/50	H50
	EHWL-2-46	46	C24636	36/46	C24632	32/46	C24630	30/46	H46
	EHWL-2-41	41	C24132	32/41	C24130	30/41	C24127	27/41	H41
	EHWL-2-36	36	C23630	30/36	C23627	27/36			H36
	EHWL-2-32	32	C23227	27/32					H32
EHW-4	EHWL-4-65	65	C46555	55/65	C46550	50/65	C46546	46/65	H65
	EHWL-4-60	60	C46050	50/60	C46046	46/60	C46041	41/60	H60
	EHWL-4-55	55	C45546	46/55	C45541	41/55	C45536	36/55	H55
	EHWL-4-50	50	C45041	41/50	C45036	36/50	C45032	32/50	H50
	EHWL-4-46	46	C44636	36/46	C44632	32/46	C44630	30/46	H46
	EHWL-4-41	41	C44132	32/41	C44130	30/41	C44127	27/41	H41
	EHWL-4-36	36	C43630	30/36	C43627	27/36			H36
EHW-8	EHWL-8-90	90	C89080	80/90	C89075	75/90	C89070	70/90	H90
	EHWL-8-85	85	C88575	75/85	C88570	70/85	C88565	65/85	H85
	EHWL-8-80	80	C88070	70/80	C88065	65/80	C88060	60/80	H80
	EHWL-8-75	75	C87565	65/75	C87560	60/75	C87555	55/75	H75
	EHWL-8-70	70	C87060	60/70	C87055	55/70	C87050	50/70	H70
	EHWL-8-65	65	C86555	55/65	C86550	50/65	C86545	45/65	H65
	EHWL-8-60	60	C86050	50/60	C86046	46/60			H60
EHW-14	EHWL-14-115	115	C14115105	105/115	C14115100	100/115	C1411595	95/115	H115
	EHWL-14-110	110	C14110100	100/110	C1411095	95/110	C1411090	90/110	H110
	EHWL-14-105	105	C1410595	95/105	C1410590	90/105	C1410585	85/105	H105
	EHWL-14-100	100	C1410090	90/100	C1410085	85/100	C1410080	80/100	H100
	EHWL-14-95	95	C149585	85/95	C149580	80/95	C149575	75/95	H95
	EHWL-14-90	90	C149080	80/90	C149075	75/90	C149070	70/90	H90
	EHWL-14-85	85	C148575	75/85	C148570	70/85	C148565	65/85	H85
	EHWL-14-80	80	C148070	70/80	C148065	65/80			H80
EHW-30	EHWL-30-155	155	C30155145	145/155	C30155130	130/155	C30155120	120/155	H155
	EHWL-30-145	145	C30145130	130/145	C30145120	120/145	C30145115	115/145	H145
	EHWL-30-130	130	C30130120	120/130	C30130115	115/130	C30130110	110/130	H130
	EHWL-30-120	120	C30120110	110/120	C30120105	105/120	C30120100	100/120	H120
	EHWL-30-115	115	C30115105	105/115	C30115100	100/115	C3011595	95/115	H115
	EHWL-30-110	110	C30110100	100/110	C3010095	95/100	C3011090	90/110	H110
	EHWL-30-105	105	C3010595	95/105	C3010590	90/105	C3010590	90/105	H105
	EHWL-30-100	100	C3010090	90/100	C3010085	85/100	C3010080	80/100	H100
	EHWL-30-95	95	C309585	85/95	C309580	80/95			H95
	EHWL-30-90	90	C309080	80/90					H90

# EPB-SERIES

◆ The Eagle Pro EPB series Electric torque wrench pumps are designed for use in the most demanding environments



Wrench Quantity	Model	Flow Rate	Oil Capacity	Size	Motor	Reservoir size	Weight (Without oil)
		L/min	L	mm		mm	kg
One or Two	<b>EPB-10C7102</b>	0.78/9	6	440*260*600	220V,50HZ,1KW	208*208*214	27.5

## Accessories for torque wrench



### Hydraulic Hose for torque wrench

Model	Length(m)
EH-15	4.5
EH-20	6.0
EH-40	12.0

Hose end with 2 pcs EAB-205 Quick Coupler



### Quick Coupler

Model	Screw Model	Description
EAB-205A	1/4-18 NPT	Female
EAB-205B		Male
EAB-205		Male&Female