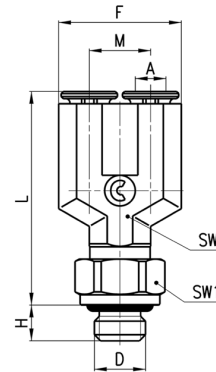




CATALOGUE > Release 8.7

CONNECTION > Series 6000 super-rapid fittings

Fittings Mod. 6452 Micro
Metric Swivel Male Y

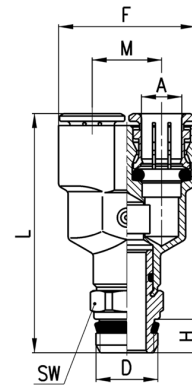


DIMENSIONS

Mod.	A	D	F	H	L	M	SW	SW1	Weight (g)
6452 3-M3	3	M3	12	2.5	20.9	6	6	6	6 *
6452 3-M5	3	M5	12	3.5	20.9	6	6	8	7 •

* = with gasket
• = with O-Ring

Fittings Mod. 6451 - S6450
Mod. 6451: Metric Adjustable Male Y
Mod. S6450: Swivel Male Y Sprint®

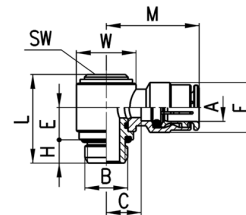


DIMENSIONS

Mod.	A	D	F	H	L	M	SW	Weight (g)
6451 4-M5	4	M5	18	4	26.5	9	-	17 *
6451 6-M5	6	M5	24.5	4	29.5	12.5	-	27 *
S6450 4-1/8	4	G1/8	18	5.5	38	9	12	23
S6450 6-1/8	6	G1/8	24.5	5.5	41.5	12.5	12	33
S6450 8-1/8	8	G1/8	28.5	5.5	48.5	14.5	14	48
S6450 8-1/4	8	G1/4	28.5	7	50	14.5	14	50

* = not swivel Model with gasket

Fittings Mod. 6622
Complete BSP Swivel
Single Banjo
* Complete Metric Swivel
Single Banjo



DIMENSIONS

Mod.	A	B	C	E	F	H	L	M	SW	W	Weight (g)	Notes
6622 4-M5	4	M5	4	5.7	8.8	4	15.8	18	2.5	∅ 8	10	*
6622 4-1/8	4	G1/8	7.5	10.2	9	5	25	21.5	4	∅ 14	22	
6622 6-1/8	6	G1/8	8	10.2	12.7	5	25	24	4	∅ 14	24	
6622 6-1/4	6	G1/4	10	9.1	12.7	6	25.3	26	5	∅ 18	35	
6622 8-1/8	8	G1/8	8	10.2	14.2	5	25	25.5	4	∅ 14	28	
6622 8-1/4	8	G1/4	10	9.1	14.2	6	25.3	27.5	5	∅ 18	39	
6622 10-1/4	10	G1/4	8.8	9.1	16.5	6	25.3	29	5	∅ 18	42	