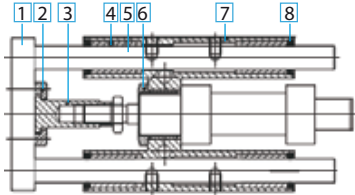


# Guide Units "H" Type



## ISO6432 Mini Cylinder Guides

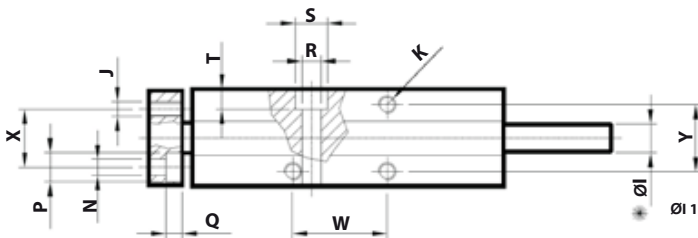
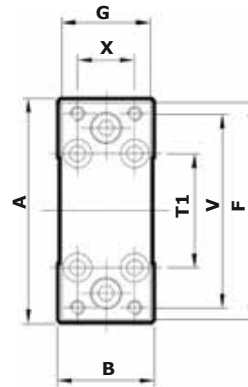
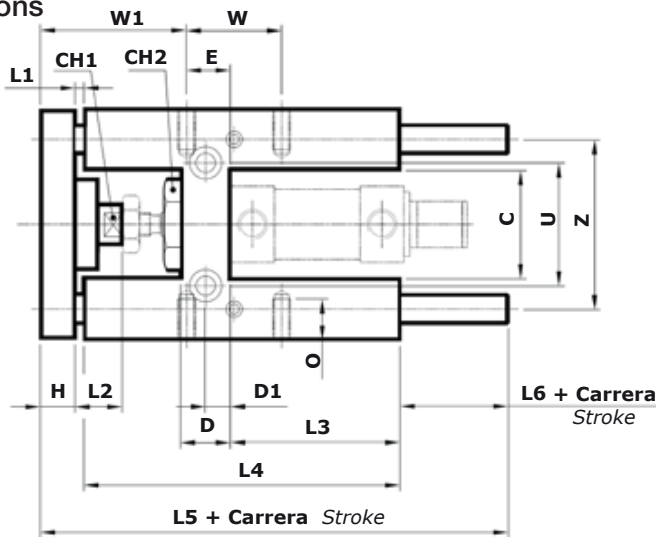
### Materials Sectional View



- 1 Aluminio / Aluminium
- 2 Acero / Steel
- 3 Acero / Steel
- 4 Rodamiento bolas: Acero / Ball bearing: Steel  
Casquillo bronce: Bronce / Slide bushing: Bronze
- 5 Acero cromado / Chromed steel
- 6 Acero / Steel
- 7 Aluminio / Aluminium
- 8 NBR



### Dimensions



Contera Larga  
Long Coupling

Ø	L1	L2	L6
20	25	40	87
25	25	40	91

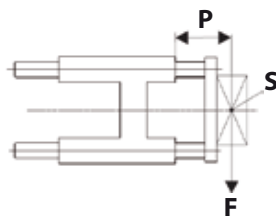
Contera Corta  
Short Coupling

Ø	A	B	C	Ch1	Ch2	Ch3	D	D1	E	F	G	H	Ø1 1	Ø1 2	J	K	L1	L2	L3
16	69	30	30	8	10	24	12	6	8	66	29	10	10	8	M4	M4	25	18	46
20	79	34	37	12	13	27	17	8,5	15	78	32	12	12	10	M5	M6	3	18	58
25	79	34	37	12	17	27	17	8,5	15	78	32	12	12	10	M5	M6	3	18	58

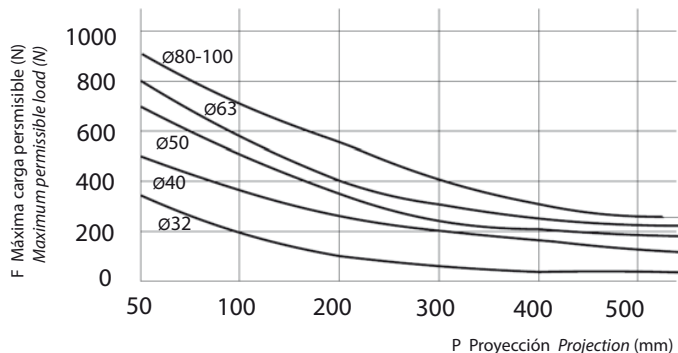
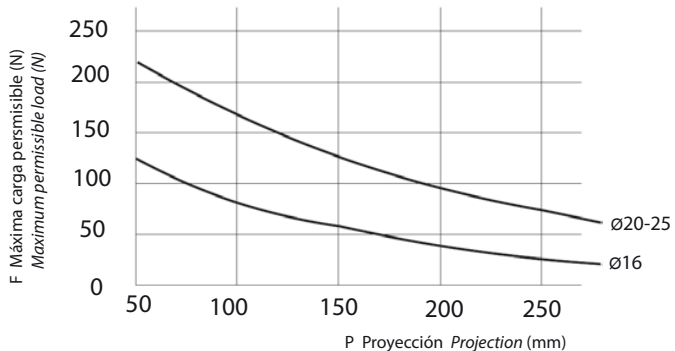
Ø	L4	L5	L6	L7	M	N	O	P	Q	R	S	T	T1	U	V	W	W1	X	Y	Z
16	68	123,5	73	20,5	4	4,5	6	8	4,5	5,5	9	5,5	32	24	58	18	-	18	22	49,5
20	108	166	43	21	5	5,5	9	10	7,5	6,5	11	6,5	38	38	68	32,5	50	20	23	58
25	108	166	43	21	5	5,5	9	10	7,5	6,5	11	6,5	38	38	68	32,5	50	20	23	58

# Guide Units "H" Type

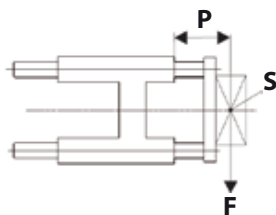
With slide bearings



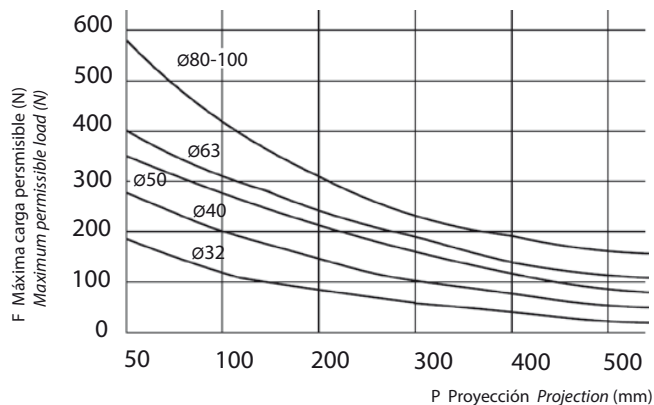
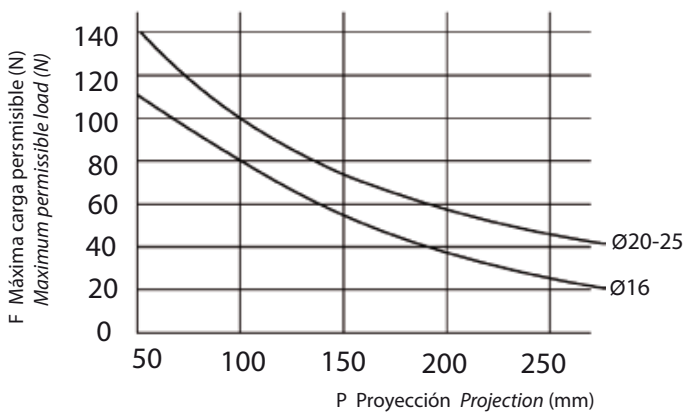
- P -> Proyección  
Projection
- S -> Centro de gravedad de la carga útil  
Centre of gravity of working load
- F -> Carga permisible  
Permissible load



With ball bearing



- P -> Proyección  
Projection
- S -> Centro de gravedad de la carga útil  
Centre of gravity of working load
- F -> Carga permisible  
Permissible load



Weight

Ø	12-16	20-25	32	40	50	63	80	100
Peso en Kg. (Carrera 0) Weight in Kg (Stroke 0)	0,4	0,9	1,3	2,4	3,5	4,6	8,4	11,8
Incremento cada 100mm (Kg) Increase every 100mm (Kg)	0,12	0,18	0,18	0,32	0,5	0,5	0,77	0,77