


Impact Protection



- For indoor and outdoor use
- High quality PU foam
- Absorbs impacts while retaining shape
- Resistant to UV light and solvents
- Temperature resistant



TRAFFIC-LINE Impact Protection

TRAFFIC-LINE Impact Protection profiles are most effective in providing both visual warning and safety cushioning of hard and unyielding objects. They are manufactured from Polyurethane (PU) foam which is flexible and age resistant, the self-adhesive backing adheres to dry, smooth, clean dust free and degreased surfaces permanently. In addition to the above qualities Impact Protection features the following advantages:

- Quick and easy installation
- UV and solvent resistant
- CFC and Silicone free
- Temperature resistant from -40°C to +90°C
- Fire resistant to UL 94
- Completely non-porous (uncut)
- Use indoors and outdoors
- Easily handled 1,000m lengths
- Easy to cut to length with a sharp knife or fine toothed saw

TRAFFIC-LINE Impact Protection profiles are used in areas of internal and external machinery, racking, conveyors, vehicles, mobile trolleys, corners, columns, girders, production areas, hospitals, laboratories, etc. and in many other applications where personnel or property requires protection.

Length: 1,000mm

Standard Marking: yellow/black (according to DIN 4844).


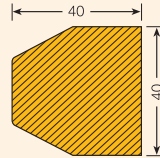
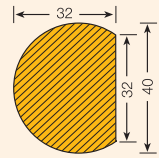

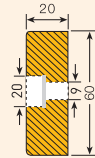
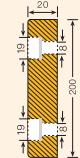
Note: Other colours available on request (e.g. Red/white or solid black).


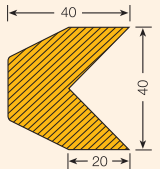
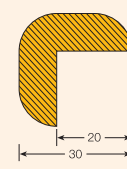
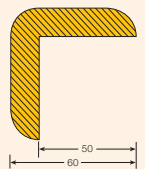
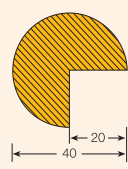
Note: Use 1 metre lengths for small to medium installations, for longer installations use 5 metre lengths (see page 40).


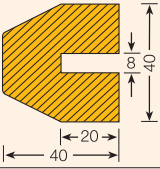
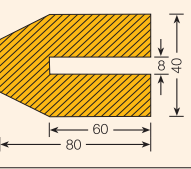
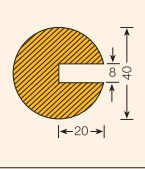
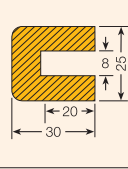



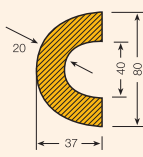
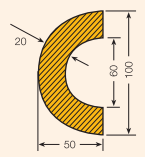
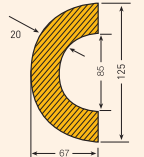
TIP:


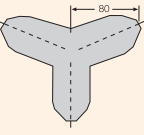
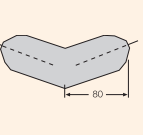
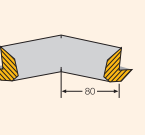
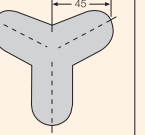
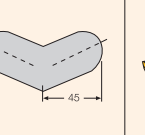
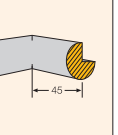
For extreme load conditions fixing can be reinforced with standard PU adhesive.

Surface Protection (1,000mm long)	Trapeze 40/40	Semi-Circular 40/32	Rectangle 60/20	Rectangle 60/20 3 pre-drilled holes	Rectangle 200/20 4 pre-drilled holes
Fixing:	Self-adhesive fix			Screw fix	
					
Delivery weight (kg/ea.)	0.7	0.7	0.7	0.7	1.2
Reference	422.18.441	422.13.249	422.19.912	422.19.509	422.15.592
Typical despatch time (working days)	1 / 2 days				

Edge Protection (1,000mm long)	Trapeze 40/40	Right-Angle 30/30	Right-Angle 60/60	Semi-Circular 40/40
Fixing:	Self-adhesive fix			
				
Delivery weight (kg/ea.)	0.7	0.5	0.8	0.7
Reference	422.14.275	422.17.559	422.18.566	422.19.099
Typical despatch time (working days)	1 / 2 days			

Profile Protection (1,000mm long)	Trapeze 40/40/8	Trapeze 40/80/8	Semi-Circular 40/40/8	Rectangle 25/30/8
Fixing:	Push-fit fix			
				
Delivery weight (kg/ea.)	0.7	0.7	0.7	0.7
Reference	422.13.264	422.15.601	422.17.696	422.26.168
Typical despatch time (working days)	1 / 2 days			

Pipe Protection (1,000mm long)	Curvature: 40 (for pipes 30-50mm Ø)	Curvature: 60 (for pipes 50-70mm Ø)	Curvature: 85 (for pipes 70-100mm Ø)
Fixing:	Self-adhesive fix		
			
Delivery weight (kg/ea.)	1	2	2.5
Reference	422.16.740	422.17.049	422.17.488
Typical despatch time (working days)	1 / 2 days		

Edge Protection Accessories-Black	TRAPEZE – Edge length 80mm			SEMI-CIRCULAR – Edge length 45mm		
	External tri-corners	External corners	Internal corners	External tri-corners	External corners	Internal corners
Fixing:	self adhesive					
						
Delivery weight (kg/ea.)	0.2	0.2	0.2	0.2	0.2	0.2
Reference	422.18.641	422.16.525	422.18.012	422.19.578	422.18.356	422.17.839
Typical despatch time (working days)	1 / 2 days					